



SARAH ERWIN  
*photography*



SENIOR PORTRAITS  
WHAT TO WEAR GUIDE



# WELCOME



Your Senior Portrait Session will be the most fun and unique photo session you will ever have! It is a once in a lifetime experience to capture this amazing milestone in your life!

This "What to Wear" guide will help you accurately reflect your personality and make your photos stand out. Your choice of outfits and accessories can make a huge difference! It is my hope that this resource will help you prepare for your big day!



# SHINE IN YOUR BEST!



At least one of your outfits should be dressy. Pick something special to commemorate this once-in-a-lifetime event! You want to look your very best! Long flowing dresses and sharp, tucked-in shirts and suits lend themselves to an elegant, classic look! High-heels will make your outfit and elongate your legs! A sophisticated style helps you look your finest and ensures that your pictures stay timeless down the road.







## ADD A TRENDY OUTFIT




While it's appropriate to dress up, most graduates add a second more casual outfit to their shoot. It's fun to supplement an elegant ensemble with some trendy, hip styles! Select a wardrobe that shows off your unique personality. You want to have fun and feel comfortable!

## WEAR COLORS THAT FLATTER YOU



It's important to select colors that look good on you. Be thoughtful about what shades go well with your skin tones, hair color, and eyes. Blue is a color that tends to look great on most people, so if you still aren't sure, I recommend going with blue!





# ACCESSORIZE, ACCESSORIZE, ACCESSORIZE!



Should you wear the hat? YES!

Those leopard high-heels? 100% YES!

Layers, accessories, and textures will bring pizzazz, personality, and zest to your photos! A statement necklace or scarf adds so much dimension. Textures like sequins, furs, and sparkles can be considered “daring” or “over the top” but, in portraits, they are the terrific! Accessories make all the difference!

Jackets

Vests

Statement earrings

Suspenders

High-heels




Scarves

Bowties

Special shoes or Boots

Stacked bangles

Statement Necklaces





## COMPLIMENT YOUR LOCATION



Your location and wardrobe should go well with one another. This will allow your images to flow and feel more like a cohesive piece of art.










## INCORPORATE HOBBIES AND PASSIONS



Senior Portraits can showcase your unique personality and passions. Add spark to your photos by including pastimes, musical instruments, sports, and even family pets!





“It’s good to have an end  
to journey toward;  
but it is the journey that matters,  
in the end.”

-ERNEST HEMINGWAY



## WHERE TO SHOP (gals)



You will want to pick something really special for your senior portraits! I have compiled a list of perfect stores, local boutiques, and online retailers that have fabulous choices for girls. From flirty dresses, to fun tops and trendy outfits, these retailers will help you take your photos to the next level!



Mary & Mak - Wake Forest  
Selfie Leslie - [www.SelfieLeslie.com](http://www.SelfieLeslie.com)  
Lulus - [www.Lulus.com](http://www.Lulus.com)  
Dry Goods - Crabtree  
Paisley Boutique - Crabtree  
Pink Magnolia - Cary  
Francesca's - Crabtree and Cameron  
Village




BE YOUR OWN KIND OF  
*beautiful*





## HAIR AND MAKEUP



I highly recommend all of my senior girls invest in professional hair and makeup if it fits within your budget. Hiring a professional stylist will make a tremendous difference in the quality of your photos. Plus, letting yourself be “pampered” will make your senior picture experience a lot more fun and remove the stress of trying to do it yourself!

If you decide to do your own makeup, I encourage going a little heavier than normal. The camera tends to “soften” the face, so going bolder will help your look stand out! This is especially important for lipstick! Go bright on the lips!

### DON'T FORGET THE NAILS!

Your nails will show in some of the close-up pictures, so be sure they look their best!

## FOR THE FELLAS...



> Unless you have facial hair, come to your session smooth, shaving just a few hours before your session.

> If you get a haircut for your session, be sure to do it at least 2 weeks ahead of time.

> Stay away from busy patterns, especially tiny pinstripes as they can cause the photos to look fuzzy.

> Pay attention to your shoes! Make sure your shoes look great as they will show in full-length shots.

> Feel free to accessorize with hats, sunglasses, jackets, or boots

> Make sure your clothes fit you well and are not too baggy.

> Don't forget the belt if your outfit calls for one!





## FINAL THOUGHTS



There are a lot of ideas to consider when it comes to what to wear to your senior pictures! The most important thing is to choose something that makes you feel amazing! You want to showcase your very best self!

I consider it a special privilege to photograph this exceptional milestone. My goal is to make each senior session a fun, relaxed experience that you will really enjoy. Together, we will capture images that display your very best you. Your senior pictures will be images you will treasure for years to come!



[www.saraherwinphotography.com](http://www.saraherwinphotography.com)



[saraherwinphotography@gmail.com](mailto:saraherwinphotography@gmail.com)



919-909-4167

